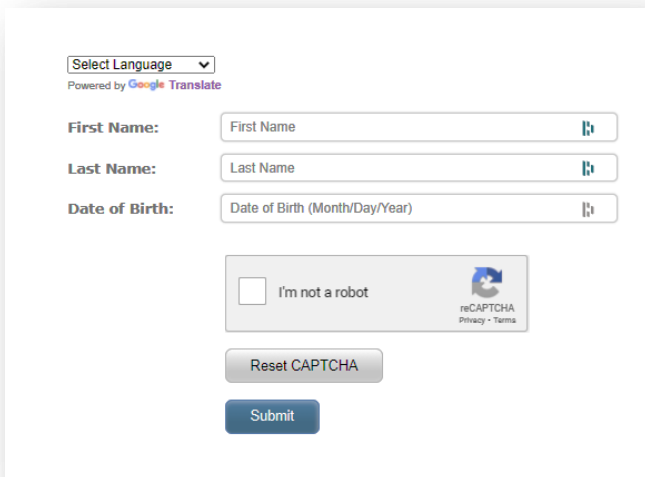


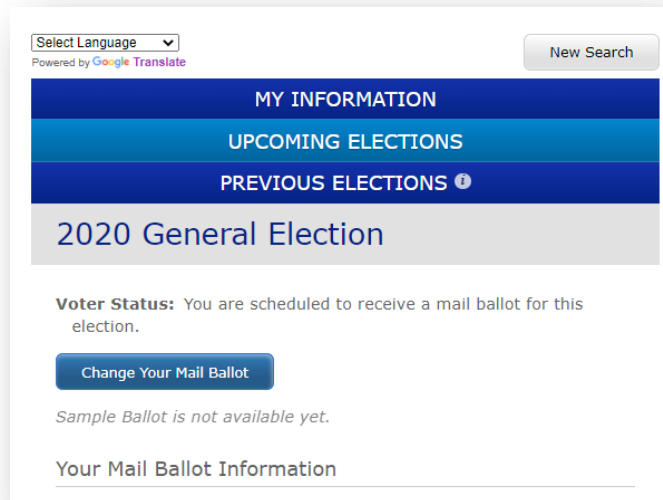
## Tracking Ballots

Votes, whenever and however turned in, can be tracked on the [votepinellas.com](http://votepinellas.com) website (or a voter may call). There is a short delay (two or three days) before the acknowledgement of receipt shows up. A voter who tries to vote by mail shortly before the election who has been unable to verify receipt may go to a SoE office to request a ballot before, during or even after Early Voting on the Monday before the election, or the voter may vote during Early Voting or on election day at a polling place or at a Supervisor of Election office (if at the SoE on Election Day, an affidavit is provided and must be completed). Even if a voter casts two ballots (presumably because one ballot is believed to be lost, delayed or in transit), whether two mail ballots or one mail ballot and one in-person ballot, **ONLY THE BALLOT RECEIVED FIRST CAN AND WILL COUNT** and a voter is allowed to take steps to make sure his or her vote counts.

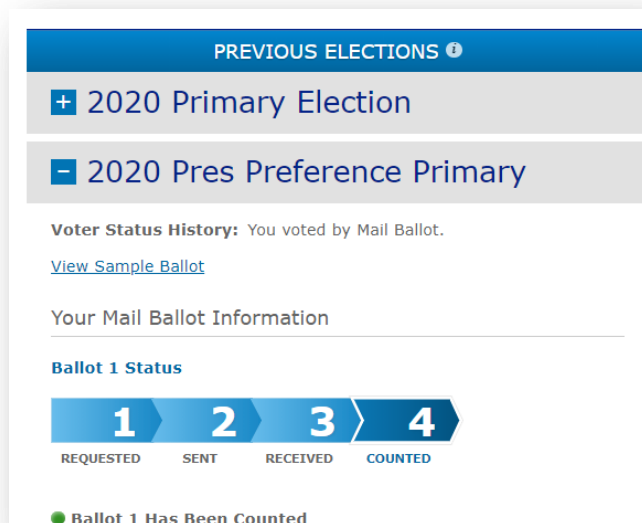
<https://www.votepinellas.com/Voter-Registration/Check-My-Registration-Status>



The registration form includes a language selection dropdown, a Google Translate logo, and input fields for First Name, Last Name, and Date of Birth. It also features a reCAPTCHA 'I'm not a robot' checkbox, a 'Reset CAPTCHA' button, and a 'Submit' button.



The dashboard shows navigation tabs for 'MY INFORMATION', 'UPCOMING ELECTIONS', and 'PREVIOUS ELECTIONS'. The '2020 General Election' is selected, showing a 'Voter Status' of 'You are scheduled to receive a mail ballot for this election.' and a 'Change Your Mail Ballot' button. A note states 'Sample Ballot is not available yet.' and a section for 'Your Mail Ballot Information' is visible at the bottom.



The progress bar shows the status of 'Ballot 1' through four stages: 1. REQUESTED, 2. SENT, 3. RECEIVED, and 4. COUNTED. The 'COUNTED' stage is highlighted, and a green dot indicates 'Ballot 1 Has Been Counted'.